

Type: LWS-T01

Application: concrete, reinforced concrete, heavy reinforced concrete.

Equipment: Low or high horsepower(3KW-85KW) wall saw

Spec.

Item No.	Diameter Inch	Segment size	Hole
LWS-T01-600	24"	40x4.8/5x10mm	25.4/60
LWS-T01-700	28"	40x4.8/5x10mm	25.4/60
LWS-T01-800	32"	40x4.8/5x10mm	25.4/60
LWS-T01-900	36"	40x4.8/5x10mm	25.4/60
LWS-T01-1000	40"	40x4.8/5x10mm	25.4/60
LWS-T01-1200	48"	40x4.8/5x10mm	25.4/60
LWS-T01-1400	56"	40x4.8/5x10mm	25.4/60
LWS-T01-1500	60"	40x4.8/5x10mm	25.4/60
LWS-T01-1600	64"	40x4.8/5x10mm	25.4/60




Type: LWS-T02

Application: concrete, reinforced concrete, heavy reinforced concrete

Equipment: Low or high horsepower(3KW-85KW) wall saw

Spec.

Item No.	Diameter Inch	Segment size	Hole
LWS-T02-600	24"	40x4.8/5x10mm	25.4/60
LWS-T02-700	28"	40x4.8/5x10mm	25.4/60
LWS-T02-800	32"	40x4.8/5x10mm	25.4/60
LWS-T02-900	36"	40x4.8/5x10mm	25.4/60
LWS-T02-1000	40"	40x4.8/5x10mm	25.4/60
LWS-T02-1200	48"	40x4.8/5x10mm	25.4/60
LWS-T02-1400	56"	40x4.8/5x10mm	25.4/60
LWS-T02-1500	60"	40x4.8/5x10mm	25.4/60
LWS-T02-1600	64"	40x4.8/5x10mm	25.4/60



Johnson Tools Manufactory Co.,Ltd
Tel:+86-512-62524550, 62521716

Fax:+86-512-62524564
E-mail:sales@johnsonstools.cn.com
Skype: sinodiatools1


Type: LWS-T03

Application: concrete, reinforced concrete, heavy reinforced concrete.

Equipment: Low or high horsepower(3KW-85KW) wall saw

Spec.

Item No.	Diameter Inch	Segment size	Hole
LWS-T01-600	24"	40x4.8/5x10mm	25.4/60
LWS-T01-700	28"	40x4.8/5x10mm	25.4/60
LWS-T01-800	32"	40x4.8/5x10mm	25.4/60
LWS-T01-900	36"	40x4.8/5x10mm	25.4/60
LWS-T01-1000	40"	40x4.8/5x10mm	25.4/60
LWS-T01-1200	48"	40x4.8/5x10mm	25.4/60
LWS-T01-1400	56"	40x4.8/5x10mm	25.4/60
LWS-T01-1500	60"	40x4.8/5x10mm	25.4/60
LWS-T01-1600	64"	40x4.8/5x10mm	25.4/60



Type: LWS-T04

Application: concrete, reinforced concrete, heavy reinforced concrete

Equipment: Low or high horsepower(3KW-85KW) wall saw

Spec.

Item No.	Diameter Inch	Segment size	Hole
LWS-T02-600	24"	40x4.8/5x10mm	25.4/60
LWS-T02-700	28"	40x4.8/5x10mm	25.4/60
LWS-T02-800	32"	40x4.8/5x10mm	25.4/60
LWS-T02-900	36"	40x4.8/5x10mm	25.4/60
LWS-T02-1000	40"	40x4.8/5x10mm	25.4/60
LWS-T02-1200	48"	40x4.8/5x10mm	25.4/60
LWS-T02-1400	56"	40x4.8/5x10mm	25.4/60
LWS-T02-1500	60"	40x4.8/5x10mm	25.4/60
LWS-T02-1600	64"	40x4.8/5x10mm	25.4/60



Type: LFS-T01

Application: concrete, green or fresh concrete, asphalt, asphalt over concrete, and other building materials.

Equipment: Walk-Behind Saw machines, or Road saws, with electrical, petrol, large diesel

Spec.

Item No.	Diameter Inch	Segment size	Hole
LFS-T01-350	14"	40x3.2x10mm	25.4/60
LFS-T01-400	16"	40x3.4x10mm	25.4/60
LFS-T01-450	18"	40x3.6x10mm	25.4/60
LFS-T01-500	20"	40x4.0x10mm	25.4/60
LFS-T01-600	24"	40x4.4x10mm	25.4/60



Type: LFS-T02

Application: concrete, green or fresh concrete, asphalt, asphalt over concrete, and other building materials.

Equipment: Walk-Behind Saw machines, or Road saws, with electrical, petrol, large diesel

Spec.

Item No.	Diameter Inch	Segment size	Hole
LFS-T02-700	28"	40x4.8/5x10mm	25.4/60
LFS-T02-800	32"	40x4.8/5x10mm	25.4/60
LFS-T02-900	36"	40x4.8/5x10mm	25.4/60
LFS-T02-1000	40"	40x4.8/5x10mm	25.4/60
LFS-T02-1200	48"	40x4.8/5x10mm	25.4/60



Johnson Tools Manafactory Co.,Ltd
Tel:+86-512-62524550, 62521716

Fax:+86-512-62524564
E-mail:sales@johnsontools.cn.com
Skype: sinodiatools1

Type: LPS-T01

Application: Special design for cutting precast concrete with soft and slightly abrasive aggregates

Equipment: Prestressed concrete machine

Spec.

Item No.	Diameter Inch	Segment size	Hole
LPS-T01-700	28"	40x6.5x10mm	25.4/60
LPS-T01-800	32"	40x6.5x10mm	25.4/60
LPS-T01-900	36"	40x6.5x10mm	25.4/60
LPS-T01-1000	40"	40x7.0x10mm	25.4/60
LPS-T01-1100	44"	40x7.5x10mm	25.4/60
LPS-T01-1200	48"	40x8.0x10mm	25.4/60
LPS-T01-1300	52"	40x8.0x10mm	25.4/60
LPS-T01-1400	56"	40x9.0x10mm	25.4/60
LPS-T01-1500	60"	40x9.0x10mm	25.4/60



Johnson Tools Manufactory Co.,Ltd
Tel:+86-512-62524550, 62521716

Fax:+86-512-62524564
E-mail:sales@johnsontoolscn.com
Skype: sinodiatools1



Type: LLB-T01

Application: cutting and grooving fresh concrete or green concrete, asphalt etc.

Equipment: Hand held saw

Spec.

Item No.	Diameter Inch	Segment size	Hole
LLB-T01-350	14"	40x6/8/10/12/14x10mm	25.4
LLB-T01-400	16"	40x6/8/10/12/14x10mm	25.4



Type: LLB-T02

Application: cutting and grooving fresh concrete or green concrete, asphalt etc.

Equipment: Hand held saw

Spec.

Item No.	Diameter Inch	Segment size	Hole
LLB-T01-350	14"	40x6/8/10/12/14x10mm	25.4
LLB-T01-400	16"	40x6/8/10/12/14x10mm	25.4



Type: LCO-T01

Application: cutting concrete, cured concrete with light/medium reinforced etc.

Equipment: Ring saw

Spec.

Item No.	Diameter Inch	Segment size	Hole
LCO-T01-350	14"	40x3.0x8/10mm	288



Type: LCO-T02

Application: cutting reinforced concrete.

Equipment: Hand Held Saw, Low Horsepower Walk Behind

Spec.

Item No.	Diameter Inch	Segment size	Hole
LCO-T02-105	4"	32x2.2x7/10mm	25.4/60
LCO-T02-115	4.5"	32x2.2x7/10mm	25.4/60
LCO-T02-125	5"	32x2.2x7/10mm	25.4/60
LCO-T02-150	6"	34x2.4x7/10mm	25.4/60
LCO-T02-180	7"	34x2.4x7/10mm	25.4/60
LCO-T02-200	8"	34x2.4x7/10mm	25.4/60
LCO-T02-230	9"	37x2.6x7/10mm	25.4/60
LCO-T02-250	10"	37x2.6x7/10mm	25.4/60
LCO-T02-300	12"	40x3.0x10/12mm	25.4/60
LCO-T02-350	14"	40x3.2x10/12mm	25.4/60
LCO-T02-400	16"	40x3.4x10/12mm	25.4/60
LCO-T02-450	18"	40x3.6x10/12mm	25.4/60
LCO-T02-500	20"	40x4.0x10/12mm	25.4/60
LCO-T02-600	24"	40x4.4x10/12mm	25.4/60

Type: LCO-T03

Application: cutting green concrete(15days), new concrete, fresh concrete.

Equipment: Hand Held Saw, Low Horsepower Walk Behind

Spec.

Item No.	Diameter Inch	Segment size	Hole
LCO-T03-300	12"	40x3.0x10/12mm	25.4/60
LCO-T03-350	14"	40x3.2x10/12mm	25.4/60
LCO-T03-400	16"	40x3.4x10/12mm	25.4/60
LCO-T03-450	18"	40x3.6x10/12mm	25.4/60
LCO-T03-500	20"	40x4.0x10/12mm	25.4/60
LCO-T03-600	24"	40x4.4x10/12mm	25.4/60
LCO-T03-800	32"	40x6.0x10/12mm	25.4/60



Type: LCO-T04

Application: cutting cured concrete, old concrete, concrete etc.

Equipment: Hand Held Saw, Low Horsepower Walk Behind

Spec.

Item No.	Diameter Inch	Segment size	Hole
LCO-T04-105	4"	32x2.2x7/10mm	25.4/60
LCO-T04-115	4.5"	32x2.2x7/10mm	25.4/60
LCO-T04-125	5"	32x2.2x7/10mm	25.4/60
LCO-T04-150	6"	34x2.4x7/10mm	25.4/60
LCO-T04-180	7"	34x2.4x7/10mm	25.4/60
LCO-T04-200	8"	34x2.4x7/10mm	25.4/60
LCO-T04-230	9"	37x2.6x7/10mm	25.4/60
LCO-T04-250	10"	37x2.6x7/10mm	25.4/60
LCO-T04-300	12"	40x3.0x10/12mm	25.4/60
LCO-T04-350	14"	40x3.2x10/12mm	25.4/60
LCO-T04-400	16"	40x3.4x10/12mm	25.4/60
LCO-T04-450	18"	40x3.6x10/12mm	25.4/60
LCO-T04-500	20"	40x4.0x10/12mm	25.4/60
LCO-T04-600	24"	40x4.4x10/12mm	25.4/60




Type: LAS-T01

Application: cutting asphalt road surface

Equipment: Hand Held Saw, Low Horse power Walk Behind

Spec.

Item No.	Diameter Inch	Segment size	Hole
LAS-T01-105	4"	32x2.2x7/10mm	25.4/60
LAS-T01-115	4.5"	32x2.2x7/10mm	25.4/60
LAS-T01-125	5"	32x2.2x7/10mm	25.4/60
LAS-T01-150	6"	34x2.4x7/10mm	25.4/60
LAS-T01-180	7"	34x2.4x7/10mm	25.4/60
LAS-T01-200	8"	34x2.4x7/10mm	25.4/60
LAS-T01-230	9"	37x2.6x7/10mm	25.4/60
LAS-T01-250	10"	37x2.6x7/10mm	25.4/60
LAS-T01-300	12"	40x3.0x10/12mm	25.4/60
LAS-T01-350	14"	40x3.2x10/12mm	25.4/60
LAS-T01-400	16"	40x3.4x10/12mm	25.4/60
LAS-T01-450	18"	40x3.6x10/12mm	25.4/60
LAS-T01-500	20"	40x4.0x10/12mm	25.4/60



Type: LAS-T02

Application: cutting asphalt road surface.

Equipment: Hand Held Saw, Low Horse power Walk Behind

Spec.

Item No.	Diameter Inch	Segment size	Hole
LAS-T02-300	12"	40x3.0x10/12mm	25.4/60
LAS-T02-350	14"	40x3.2x10/12mm	25.4/60
LAS-T02-400	16"	40x3.4x10/12mm	25.4/60
LAS-T02-450	18"	40x3.6x10/12mm	25.4/60
LAS-T02-500	20"	40x4.0x10/12mm	25.4/60
LAS-T02-600	24"	40x4.4x10/12mm	25.4/60


Type: LMA-T01

Application: cut marble slab or marble small block.

Equipment: Hand Held Saw, Table Saw

Spec.

Item No.	Diameter Inch	Segment size	Hole
LMA-T01-300	12"	40x3.0x8/10mm	25.4
LMA-T01-350	14"	40x3.2x8/10mm	25.4
LMA-T01-400	16"	40x3.4x8/10mm	25.4
LMA-T01-450	18"	40x3.6x8/10mm	60/50
LMA-T01-500	20"	40x4.0x8/10mm	60/50
LMA-T01-600	24"	40x4.0x8/10mm	60/50



Type: SRMA-T01

Application: cut marble slab or marble small block.

Equipment: Hand Held Saw, Table Saw

Spec.

Item No.	Diameter Inch	Segment size	Hole
SRMA-T01-300	12"	40x3.0x8/10mm	25.4
SRMA-T01-350	14"	40x3.2x8/10mm	25.4
SRMA-T01-400	16"	40x3.4x8/10mm	25.4
SRMA-T01-450	18"	40x3.6x8/10mm	60/50
SRMA-T01-500	20"	40x4.0x8/10mm	60/50
SRMA-T01-600	24"	40x4.4x8/10mm	60/50
SRMA-T01-800	32"	40x6.0x10/12mm	60/50
SRMA-T01-900	36"	24x6.5x10/12mm	60/50
SRMA-T01-1000	40"	24x7.0x10/13mm	60/50
SRMA-T01-1200	48"	24x7.0x10/13mm	60/50
SRMA-T01-1300	52"	24x7.0x10/13mm	60/50
SRMA-T01-1400	56"	24x8.0x10/13mm	60/50
SRMA-T01-1600	64"	24x9.0x10/13mm	60/50



Johnson Tools Manufactory Co.,Ltd
Tel:+86-512-62524550, 62521716

Fax:+86-512-62524564
E-mail:sales@johnsontools.cn.com
Skype: sinodiatools1


Type: LGR-T03

Application: cutting granite, black granite, galaxy granite etc.

Equipment: Hand Held Saw, Table Saw, bridge cutting machine

Spec.

Item No.	Diameter Inch	Segment size	Hole
LGR-T03-180	7"	34x2.4x8/10mm	22.23
LGR-T03-200	8"	40x2.4x8/10mm	22.23
LGR-T03-230	9"	37x2.6x8/10mm	22.23
LGR-T03-250	10"	37x2.6x8/10mm	22.23
LGR-T03-300	12"	40x3.0x8/10mm	25.4
LGR-T03-350	14"	40x3.2x10/12mm	25.4
LGR-T03-400	16"	40x3.4x10/12mm	25.4
LGR-T03-450	18"	40x3.6x10/12mm	60/50
LGR-T03-500	20"	40x4.0x10/12mm	60/50
LGR-T03-600	24"	40x4.4x10/12mm	60/50
LGR-T03-800	32"	40x6.0x10/12mm	60/50



Type: SRGR-T01

Application: cutting granite, black granite, galaxy granite etc.

Equipment: Hand Held Saw, Table Saw, bridge cutting machine

Spec.

Item No.	Diameter Inch	Segment size	Hole
SRGR-T01-300	12"	40x3.0x8/10mm	25.4
SRGR-T01-350	14"	40x3.2x10/12mm	25.4
SRGR-T01-400	16"	40x3.4x10/12mm	25.4
SRGR-T01-450	18"	40x3.6x10/12mm	60/50
SRGR-T01-500	20"	40x4.0x10/12mm	60/50
SRGR-T01-600	24"	40x4.4x10/12mm	60/50
SRGR-T01-800	32"	40x6.0x10/12mm	60/50
SRGR-T01-900	36"	24x6.5x10/12mm	60/50
SRGR-T01-1000	40"	24x7.0x10/13mm	60/50
SRGR-T01-1200	48"	24x7.0x10/13mm	60/50
SRGR-T01-1300	52"	24x7.0x10/13mm	60/50
SRGR-T01-1400	56"	24x8.0x10/13mm	60/50
SRGR-T01-1600	64"	24x9.0x10/13mm	60/50



Johnson Tools Manufactory Co.,Ltd
Tel:+86-512-62524550, 62521716

Fax:+86-512-62524564
E-mail:sales@johnsonstoolscn.com
Skype: sinodiatools1


Type: LGP-T01

Application: cutting various stone, concrete, reinforced concrete and other materials

Equipment: Hand Held Saw, Table Saw, bridge cutting machine, Low Horsepower Walk Behind

Spec.

Item No.	Diameter Inch	Segment size	Hole
LGP-T01-105	4"	31x2.2x8/10mm	16/20
LGP-T01-115	4.5"	31x2.2x8/10mm	16/20
LGP-T01-125	5"	31x2.2x8/10mm	16/20
LGP-T01-150	6"	34x2.4x8/10mm	22.23
LGP-T01-180	7"	34x2.4x8/10mm	22.23
LGP-T01-200	8"	40x2.4x8/10mm	22.23
LGP-T01-230	9"	37x2.6x8/10mm	22.23
LGP-T01-250	10"	37x2.6x8/10mm	22.23
LGP-T01-300	12"	40x3.0x8/10mm	25.4
LGP-T01-350	14"	40x3.2x10/12mm	25.4
LGP-T01-400	16"	40x3.4x10/12mm	25.4
LGP-T01-450	18"	40x3.6x10/12mm	60/50
LGP-T01-500	20"	40x4.0x10/12mm	60/50
LGP-T01-600	24"	40x4.4x10/12mm	60/50
LGP-T01-800	32"	40x6.0x10/12mm	60/50



Johnson Tools Manufactory Co.,Ltd
Tel:+86-512-62524550, 62521716

Fax:+86-512-62524564
E-mail:sales@johnsonscn.com
Skype:sinodiatools1

Type: LGP-T02

Application: cutting various stone, concrete, reinforced concrete and other materials

Equipment: Hand Held Saw, Table Saw, bridge cutting machine, Low Horsepower Walk Behind

Spec.

Item No.	Diameter Inch	Segment size	Hole
LGP-T01-105	4"	31x2.2x8/10mm	16/20
LGP-T01-115	4.5"	31x2.2x8/10mm	16/20
LGP-T01-125	5"	31x2.2x8/10mm	16/20
LGP-T01-150	6"	34x2.4x8/10mm	22.23
LGR-T03-180	7"	34x2.4x8/10mm	22.23
LGR-T03-200	8"	40x2.4x8/10mm	22.23
LGR-T03-230	9"	37x2.6x8/10mm	22.23
LGR-T03-250	10"	37x2.6x8/10mm	22.23
LGR-T03-300	12"	40x3.0x8/10mm	25.4
LGR-T03-350	14"	40x3.2x10/12mm	25.4
LGR-T03-400	16"	40x3.4x10/12mm	25.4
LGR-T03-450	18"	40x3.6x10/12mm	60/50
LGR-T03-500	20"	40x4.0x10/12mm	60/50
LGR-T03-600	24"	40x4.4x10/12mm	60/50
LGR-T03-800	32"	40x6.0x10/12mm	60/50



Type: LGP-T03

Application: cutting various stone, concrete, reinforced concrete and other materials

Equipment: Hand Held Saw, Table Saw, bridge cutting machine, Low Horsepower Walk Behind

Spec.

Item No.	Diameter Inch	Segment size	Hole
SRGR-T01-300	12"	40x3.0x8/10mm	25.4
SRGR-T01-350	14"	40x3.2x10/12mm	25.4
SRGR-T01-400	16"	40x3.4x10/12mm	25.4